

SIENA

**THE COLLEGE
JUMPSTART
GUIDE**

READY FOR THE BIG SEARCH? Start here. This advice
comes straight from our admissions team!

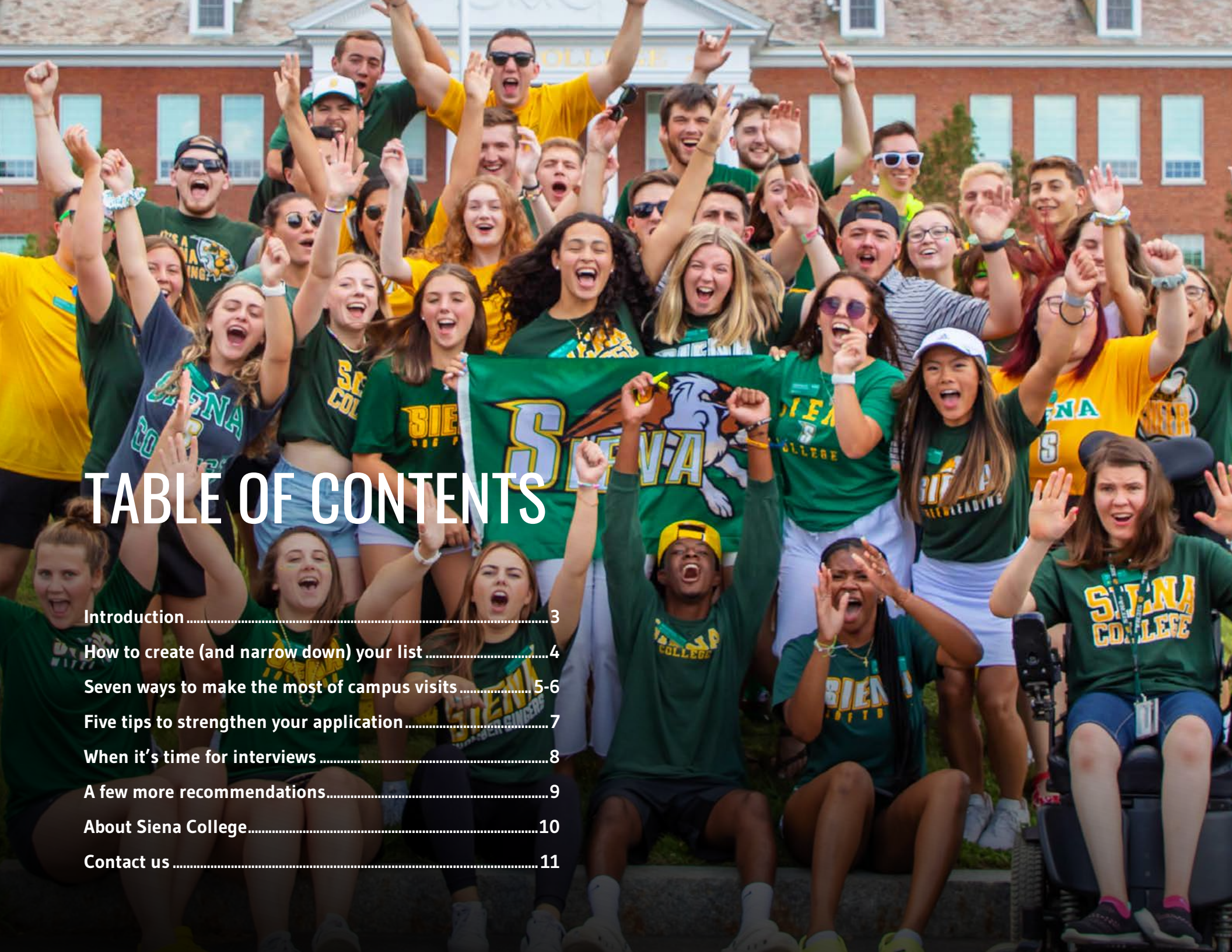


TABLE OF CONTENTS

Introduction	3
How to create (and narrow down) your list	4
Seven ways to make the most of campus visits	5-6
Five tips to strengthen your application	7
When it's time for interviews	8
A few more recommendations	9
About Siena College	10
Contact us	11


INTRODUCTION

Welcome to a major milestone in your high school journey: the college search and application process!

Okay, it can seem a bit stressful at first. There's a lot of ground to cover and so many colleges to explore. But the sooner you begin — and the more you stay organized — you'll realize that this time in your life is incredibly exciting. And we're here to help.

The admissions team at Siena College put together our best advice on everything from campus visits to interviews. Application tips? They're here. How to narrow down your list? We got you.

▶ **Have a read, let us know if you have any questions... then go finish your homework.**



FIRST THINGS FIRST: WHERE WOULD YOU LIKE TO GO?! With over 4,000 colleges in the United States alone, you've got plenty of options. A good rule of thumb is to apply to a handful of colleges. Start with a big list, then work your way down.



HOW TO CREATE (AND NARROW DOWN) YOUR LIST

▶ CHOOSE 5 - 8 SCHOOLS TO APPLY TO

THIS LIST OF TO-DOS CAN HELP YOU WHITTLE DOWN YOUR WANT-TO-GO-TO LIST:



- Pick your preferred locations
- Spend time on colleges' social channels
- Read through their websites
- Make a pros/cons list
- Research alumni
- Ask your family for advice
- Consider athletics and clubs
- Check out the study abroad opportunities

7 WAYS TO MAKE THE MOST OF **CAMPUS VISITS**



Once you have a short list of schools that you think you'd really like, the next best thing you can do is visit each. Seeing a campus in person is the easiest way to get a sense of what it's like to be a student there and have all those things you read about online finally come to life. **HERE'S HOW TO MAKE THE MOST OF YOUR INITIAL VISITS.**

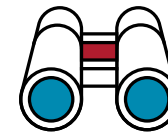
1 **BRING A LIST OF OPEN-ENDED QUESTIONS.**



Now is the time to ask anything websites can't

answer, including questions only your tour guide can answer... like why he or she chose that school, where students really go on weekends and how safe they feel on campus. Bonus tip: Ask your guide, "What's the most surprising question you've ever heard, and how'd you respond?" You just may uncover an interesting tidbit you didn't know to research.

2 **SEE WHAT YOU NEED TO SEE, AND THEN SOME.**



Chances are you'll have only a few hours to explore,

so again, preparing a list is key. Look for things that will affect your life there: Planning to live on campus? Pop into a residence hall. Want to study chemistry? Check out the lab. Then add to that list these observation ideas: how well-kept the grounds are, how modern the facilities look and if you see construction (that's a good sign that the school has the funds and desire to make improvements).

3 SNAP PHOTOS.



Have your phone ready as you walk the campus.


Whenever you see something you really like, take a picture—it'll help you recreate the day once you're back home.

4 GET OFF CAMPUS.



Find out what's within walking distance from the college—eateries, shops, parks—and how easy it is to travel around town. They say they have Zipcars or bus access nearby? See for yourself, especially if you'll be traveling home every now and then.

5 CHAT WITH OTHERS.



Before you go, ask Admissions if they can arrange brief meetings for you with a professor or current student. And don't be afraid to talk with other prospective students. Share notes, and see if their pros/cons align with yours.


6 TAKE A BREAK.



Spend a few minutes in the library and eat in

the dining hall. Since that's where you'll be spending a lot of your time, take a seat, look around and ask yourself: *Do I feel at home here?*

7 COLLECT SOME SOUVENIRS.



By that, we mean campus publications, local newspapers, admissions materials and maybe even menus from local food establishments (why not!) — anything that will help you paint a picture of your life there.

HOW MANY TIMES SHOULD YOU VISIT?

As many times as you can and want to! Especially once you've narrowed down your list to just a few favorites. And after you've been admitted, go again — accepted student visits are the best ones. No pressure, all celebratory.

5 TIPS TO STRENGTHEN YOUR APPLICATION



When you're ready to tackle apps, prioritize these five tips. Our admissions team feels strongly about each and every one.

**TIP
#1**

GET EXCELLENT LETTERS OF RECOMMENDATION.

Ask early, and ask the right people—those who you know will give you a rave review. To ensure that the letters are top-notch, provide each person with information you hope they'll touch on—and gently remind them as deadlines approach.

**TIP
#2**

PROOFREAD. THEN ASK OTHERS TO PROOFREAD TOO.

A typo won't make or break you, but we do pick up on it when there are multiple grammar mistakes, incomplete thoughts, and spelling errors. Send us your most polished work. (And on that note: If the essay is optional, do it!)

**TIP
#3**

MENTION THAT YOU'VE VISITED.

Remember that visit, and that revisit? Admissions committees love to hear that you stopped by. It displays interest and shows them you know you'll be happy there.

**TIP
#4**

ASK FOR FEEDBACK.

As soon as you've finished one application, hand it over to a fresh set of eyes—a couple of people you trust—to look it over. They can check to see if you completed all sections and that you sound like yourself in the essay.

**TIP
#5**

TRUST YOUR SCHOOL COUNSELOR.

He or she can tell you which parts of your application need improvement and how to make them better.

WHEN YOU GET THE OPPORTUNITY TO MEET AN ADMISSIONS COUNSELOR, PROFESSOR, OR GRADUATE FACE-TO-FACE...

SAY YES; it's a great way to show your personality and express your interest in the school.

DRESS IN BUSINESS CASUAL ATTIRE.

WHEN IT'S TIME FOR **INTERVIEWS...**

THINK OF ANY GLITCHES in your application that you'd like to explain in person, so they can make a note of it.

TAKE NOTES AND ASK FOR A BUSINESS CARD, so you can thank them later.

HAVE DETAILED QUESTIONS READY TO ASK—which means research, research!

TELL YOUR STORIES, have fun and relax. Remember: the interviewer wants you to do well.



FOR MORE INTERVIEW TIPS, SEE [HERE](#).




A FEW MORE RECOMMENDATIONS

Take 'em or leave 'em, depending on where you are in the process and how long you have left in high school! (But that last tip, that's for all of you...)



ATTEND COLLEGE FAIRS
at school



CAREFULLY PREPARE YOUR SENIOR SCHEDULE (think about areas of interest, AP courses, etc.)



CLEAN UP YOUR SOCIAL MEDIA ACCOUNTS
(Admissions counselors look!)



PLAN OUT THE TESTS you'll need to take (like SAT or ACT), just in case. Siena is test-optional!



TALK ABOUT FINANCES with your parents and start researching scholarships



ENJOY THE REST OF HIGH SCHOOL...
it only happens once!

Think you might be interested in attending a top liberal arts college in upstate New York? We hope you'll consider Siena College.

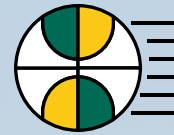
ABOUT SIENA COLLEGE



Siena has been ranked the **#1 COLLEGE IN NEW YORK FOR LANDING MEANINGFUL EMPLOYMENT** by the U.S. Department of Education **THREE YEARS IN A ROW.**



OUR CAMPUS IS LOCATED IN LOUDONVILLE, NEW YORK. It's safe, peaceful and has been named among the 50 most beautiful college settings in the country, according to Conde Nast.



OUR STUDENTS ARE KEPT BUSY, ENTERTAINED AND ACTIVELY ENGAGED AT ALL TIMES, thanks to over 100 clubs, 22 NCAA Division I athletic programs, tons of club sports and many much-loved traditions that bring everyone together.



WHO TO CONTACT FOR MORE INFORMATION

Thank you for reading our guide! If you still have questions or would like to find out if Siena is the right fit for you, contact us—or come see us in person. We're here to help you navigate the application process from start to finish.

- ▶ [FIND YOUR ADMISSIONS COUNSELOR BY REGION](#)
- ▶ CALL US AT 518-783-2423
- ▶ EMAIL US AT ADMISSIONS@SIENA.EDU
- ▶ [CHECK OUT OUR ADMISSIONS BLOG](#)
- ▶ [SCHEDULE A CAMPUS VISIT](#)



515 Loudon Rd.
Loudonville, NY 12211-1462